



ROCKY PAVERS™ CIRCLE LAYOUT PATTERN




A

1



B

16




C

224



D

112



E

63

ROW

Stones Needed

0

1- A - Octagon Centre Stone

1

8 - B Stones

2

16 - C Stones

3

23 - C Stones, 1- D Stone

4

19 - C Stone, 11 - D Stone, 1- E Stone

5

21 - C Stones, 18 - D Stones

(1- section has 3 C stones together, one of these will be reversed Diagram A, another spot will have 2 C stones together.)

6

24-C Stone , 20 - D Stones, 2 -E Stones

(1- section has 3 C stones together, one of these will be reversed. Diagram A)

7

20 - C Stones, 10- D Stones, 20 - E Stones

(7-sections 2-E Stones are together)

8

2 - B Stones, 24 - C Stones, 18 - D Stones, 15 - E Stone

(2 - sections 1-C, 1- C Stone reversed, 1-B Stone. 1-C Stone reversed, 1-C. Diagram B , 1 - section has 3-E another 3- D, 4 - sections needs 2 - D Stones, 1- section needs 2 -E)

9

4 - B Stones, 31 - C Stones, 19 - D Stones, 13 - E Stones

(4 sections 1-C reversed, 1-B. 1C reversed Diagram B)

10

2 - B Stones, 46 - C Stones, 15 - D, 12 - E

(5 sections Diagram A, 2 sections Diagram B + 9 other C stones need to be reversed)

Diagram A

Diagram E

